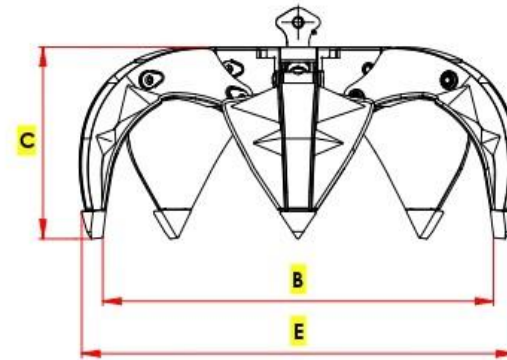
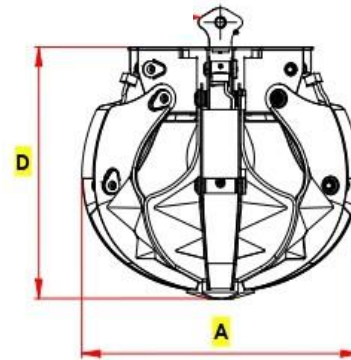


Tecno Draulic srl

POG – Hydraulic polyp grab with horizontal cylinders for scrap, waste and various materials





Tine type



Portata gru a braccio sfilato / Lifting capacity at the end of boom



Peso escavatore / Excavator weight

Model	Teeth Nr.	Capacity Kg.	Load Kg.	Weight Kg.	Max pressure [bar]	Oil flow Lt/min	 Ton.	 Ton.	A mm	B mm	C mm	D mm	E mm	FxL mm
POG 80/4	4	90	750	81	200	20	0,15-0,3	1,0-2,0	650	1010	430	580	1090	25x30
POG 95/4	4	110	900	105	250	25	0,25-0,5	2,0-3,0	730	1130	480	650	1230	25x30
POG 95/5	5	110	1500	118	250	30	0,25-0,5	2,0-3,0	730	1130	480	650	1230	25x30
POG 115/4	4	120	900	112	250	25	0,3-0,6	2,5-4,0	743	1240	497	700	1340	25x30
POG 115/5	5	120	1500	130	250	30	0,3-0,6	2,5-4,0	743	1240	497	700	1340	25x30
POG 130/4	4	160	1500	230	250	50	0,3-0,8	3,0-5,0	900	1300	550	750	1400	30x60
POG 140/5	5	160	2000	265	250	60	0,4-1,0	3,0-5,0	900	1300	550	750	1400	30x60
POG 150/6	6	160	2500	310	250	75	0,4-1,0	3,0-5,0	900	1300	550	750	1400	30x60
POG 170/4	4	205	1500	250	250	50	0,5-1,1	3,0-6,0	920	1560	600	890	1650	30x60
POG 210/5	5	205	2000	275	250	60	0,6-1,2	3,0-6,0	920	1560	600	890	1650	30x60
POG 220/6	6	205	2500	320	250	75	0,6-1,2	3,0-6,0	920	1560	600	890	1650	30x60
POG 250/4	4	270	2000	310	250	60	0,7-1,3	4,0-7,0	1000	1490	650	900	1640	32x80
POG 255/5	5	270	2500	350	250	70	0,8-1,6	4,0-7,0	1000	1490	650	900	1640	32x80
POG 265/6	6	270	3000	390	250	85	0,8-1,6	4,0-7,0	1000	1490	650	900	1640	32x80
POG 290/4	4	325	2500	375	250	60	1,0-2,0	6,0-9,0	1120	1630	680	930	1760	32x80
POG 295/5	5	325	3000	415	250	70	1,0-2,0	6,0-9,0	1120	1630	680	930	1760	32x80
POG 325/6	6	325	3000	460	250	85	1,0-2,0	6,0-9,0	1120	1630	680	930	1760	32x80
POG 390/4	4	400	2500	420	250	60	1,0-3,0	7,0-12	1240	1780	760	970	1940	32x80
POG 395/5	5	400	3000	450	250	70	1,0-3,0	7,0-12	1240	1780	760	970	1940	32x80
POG 405/6	6	400	3000	520	250	85	1,0-3,0	7,0-12	1240	1780	760	970	1940	32x80

THE DATA ENTERED ARE INDICATIVE